



30 YEAR WARRANTY – VENT Ridge Vent Deep Trough

Blue Building Solutions Ltd. t/a VENT warrants that VENT Ridge Vent Deep Trough vents supplied by VENT will retain their mechanical function for a period in excess of 20 years, under natural conditions, from the date of purchase. Provided the Ridge Vents are installed in accordance Design & Specification Guides supplied by VENT.

VENT warrants the VENT Ridge Vents under the following terms & conditions:

- a. This warranty is given to consumers as defined in and who have the rights under the Consumer Guarantees Act 1993 and should be read with the statutory consumer guarantees contained in that Act.
- b. This warranty will apply to defects appearing within 30 years from the date of purchase & where notification of defects is received in writing within 28 Days of the defect appearing.
- c. Warranties will only be honoured if the VENT products in question were installed, used and maintained in accordance with VENT installation guides all of which are available on www.eboss.co.nz and on the VENT website www.vent.nz
- d. Warranties will not apply to damage caused by external physical agents, accidental damage or other Force Majeure.
- e. The sole & exclusive remedy with regard to the above warranty is limited to the repair or supply of replacement profiles at VENTs discretion

This warranty shall be construed and interpreted in accordance with New Zealand Law and shall be subject to the jurisdiction of New Zealand Courts only.

This warranty does not affect the statutory rights of consumers.

Control of Condensation in Buildings

Product Information Sheet

VENT Ridge Vent – RV10DT

The RV10DT is designed to release warm air from the roof void using the natural convection of rising warm air or by means of negative pressure created by wind blowing over the roof. The RV10DT have an adhesive and flexible aluminium flashing which is designed to form to roofing profiles and prevent water ingress on any pitch roof. The RV10DT both form part of a passive ventilation system that works year round with no moving parts or energy consumption.

The RV10DT is designed to be compatible with roof cladding profiles with a trough depth of >38mm.

Fig A – RV10DT Application to Trussed Pitch Roof

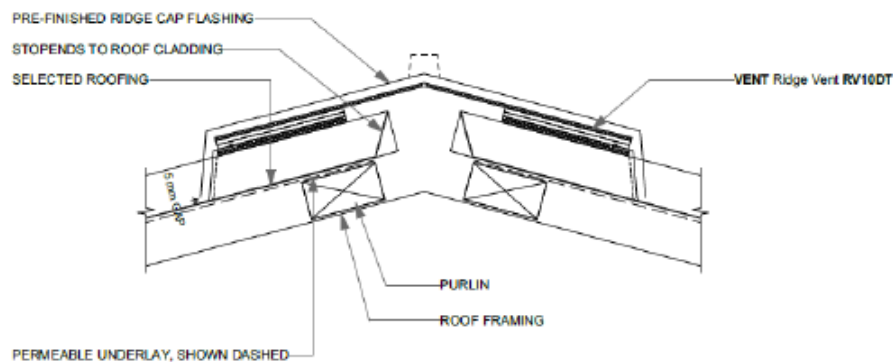
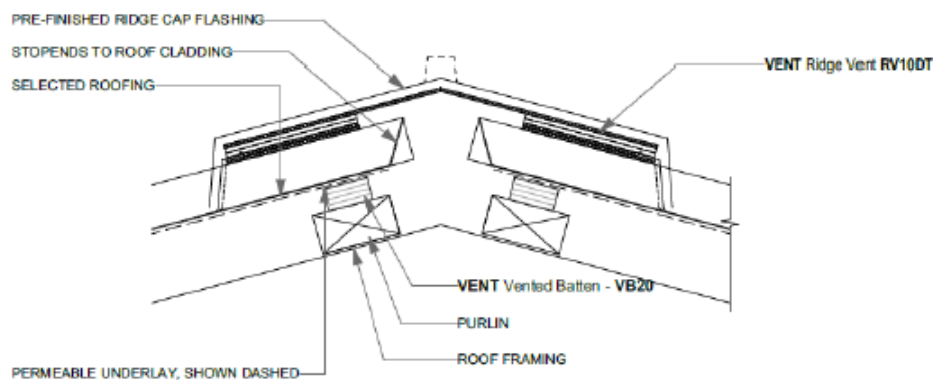


Fig B – RV10DT Application to Pitched Skillion




Installation:

- 1) Lay vent on roof centrally over the roof apex as shown with the excess flashing to the right hand side.
- 2) Temporarily fix the vent in place with tape or screws at each corner ensuring the underside of the vent is flat against the roof.

- 3) Continue to the end of the ridge and trim as appropriate. Dress flashing over the roof profile:
GABLE ROOF - Fix vent over the barge flashing to the outside edge of the roof.
HIP ROOF – Install hip flashing first and cut the vent up to where the flashings meet.
- 4) Ridge Flashings can exceed 200mm minimum requirement in order to conceal soft edge of Ridge Vent.
- 5) When vents are fixed, place the ridge flashing centrally over and fix as per usual practice. Additional fixing screw length is required to accommodate the 20mm thickness of the RV10DT (and VB20 where applicable).
- 6) Dress the ridge flashing accordingly over the gable/hip junction.
- 7) Remove all moisture and dust from the roof cladding before dressing down the aluminium soft edge.
- 8) The aluminium soft edge can be notched or snipped as required to suit the metal roofing profile.
- 9) Care should be taken when dressing down the aluminium soft edge. Between 17mm and 25mm contact with the trough is required, depending on the cladding profile
- 10) Minimum working Temperature to dress down the soft edge flashing is +5°
- 11) Soft edge flashing temperature resistance: -40° to +90°
- 12) Compatibility with the RV10DT and the chosen Ridge Capping System needs to be checked with the roofing manufacturer supplying the ridge capping
- 13) For technical assistance contact the VENT technical team

Benefits:

- Free Airflow of 8,000mm² per linear metre
- Releases hot air from roof voids and eliminates condensation
- Recommended for cold roof pitch of over 30° and Skillion roof
- For trough depths <38mm use an RV10P
- New Build or Renovation
- Easy to install – Manufactured in 1200mm lengths for easy handling
- Not visible when covered with ridge flashing
(*Ridge Flashing not included*)
- Insect proof – Recommended 4mm vents to prevent ingress of nesting insects
- Manufactured in recycled plastic for affordability
- 30 year warranty



Dimensions:

